



SEACRIFOG Project Stakeholder Consultation Workshop

Needs and knowledge gaps in the area of LUC,
food security, GHGs, and climate smart agriculture

*31st May 2017, International Livestock Research Institute
Old Naivasha Road, Room 720, Nairobi, Kenya*

Antonio Bombelli

CMCC Foundation – Euro-Mediterranean Center on Climate Change (www.cmcc.it)

Workshop Aim

Involve and interact with relevant African partners to identify general ***user needs and knowledge gaps in the area of research infrastructure related to LUC, food security, GHGs, and climate smart agriculture.***

Workshop Format

Participative stakeholder consultation, in a world-café mode. The name relates to atmosphere seek to create, as a means to facilitate conversation.



Image: www.theworldcafe.com

About World Cafe:

The World Café methodology is a simple, effective, and flexible format for hosting group dialogue.

The World Café is a structured conversational process intended to facilitate discussion, initially in small groups and then linking ideas within a larger group to access the collective intelligence or collective wisdom in the room.

As well as speaking and listening, individuals are encouraged to write on a paper or flipchart so that when people change tables they can see what previous members have expressed.



Images: <https://dir.indiamart.com/mumbai/color-marker.html> ; <https://www.slideshare.net/gerardsylvester/the-world-cafe-15240532>

World Café: how it is organized

Small Group Rounds:

3 tables with ≈40 minutes rounds of conversation within each group seated around the table. Then each participants of the group moves to a different table.

Questions

Each round is prefaced with few key questions designed for the specific context and purpose of the table. The same questions can be used for more than one round, or new ones can be asked on the basis of the previous discussion.

Discussion

Each person around the table can speak and write down his/her comments, ideas and drawings on the paper, in a graphical way (e.g. [mind maps](#)) that is visible by all and can be easily presented in the end.

Harvest

At the end, the person in charge to take notes will report to the whole group on the summary of the 3 round discussions held at the same table, showing the big sheet of paper. An open discussion will follow, and everyone is invited to comments, share insights, etc.

Mind map: it is a diagram used to visually organize information. It is hierarchical and shows relationships among pieces of the whole. It is often created around a single concept, drawn as an image in the center of a blank page, to which associated representations of ideas such as images, words and parts of words are added. Major ideas are connected directly to the central concept, and other ideas branch out from those.

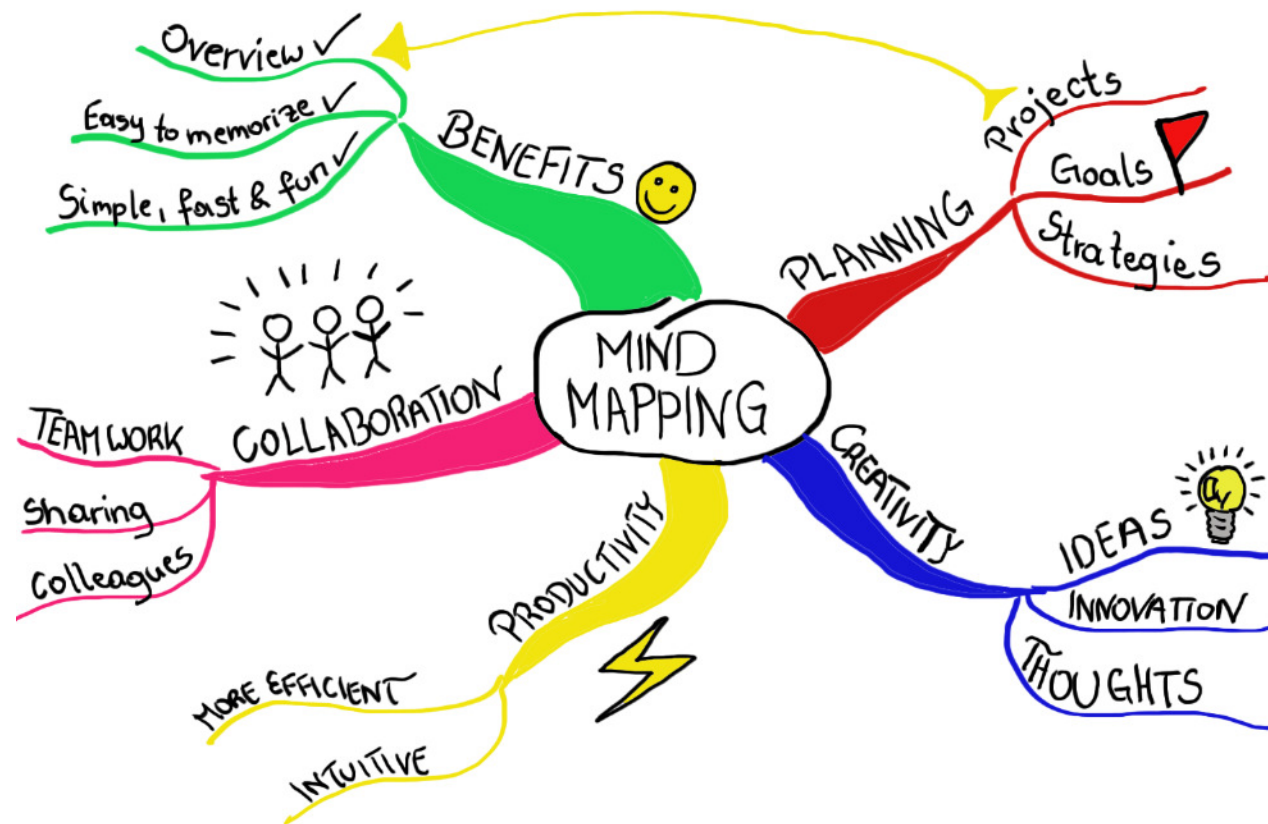


Image: www.mindmeister.com/blog/students-guide-to-mind-mapping

Roles: in each table there are

Notes taker

Takes notes to describe and explain what is schematized on the large paper.
Will report to the plenary at the end.

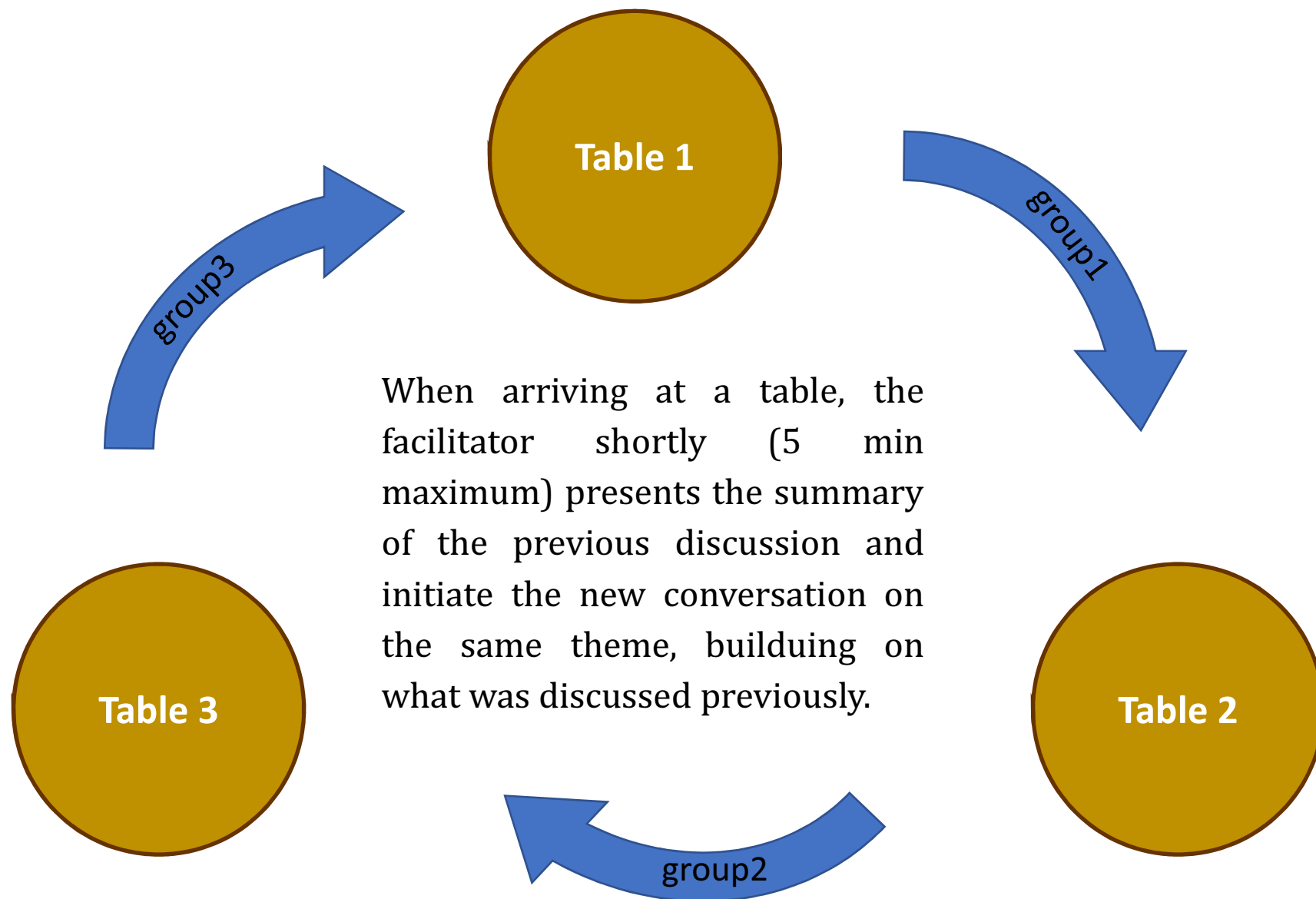
Facilitator

Raise questions and lead the discussion the address the group's topic.
Makes sure everyone gets heard and tries to create a mood where everybody feels comfortable to share their thoughts and ideas.

(Facilitator and notes takers stay in the same thematic table from the beginning until the end)

Participants

Actively participate in the discussion, write down their thoughts schematically on the big paper. They stay at each table around 40 minutes and afterwards they leave altogether to the next table, until they have participated in the 3 groups.





**SEACRIFOG Stakeholders
Consultation Workshop,
Nairobi, 31 May 2017.**
(photo by A. Bombelli)

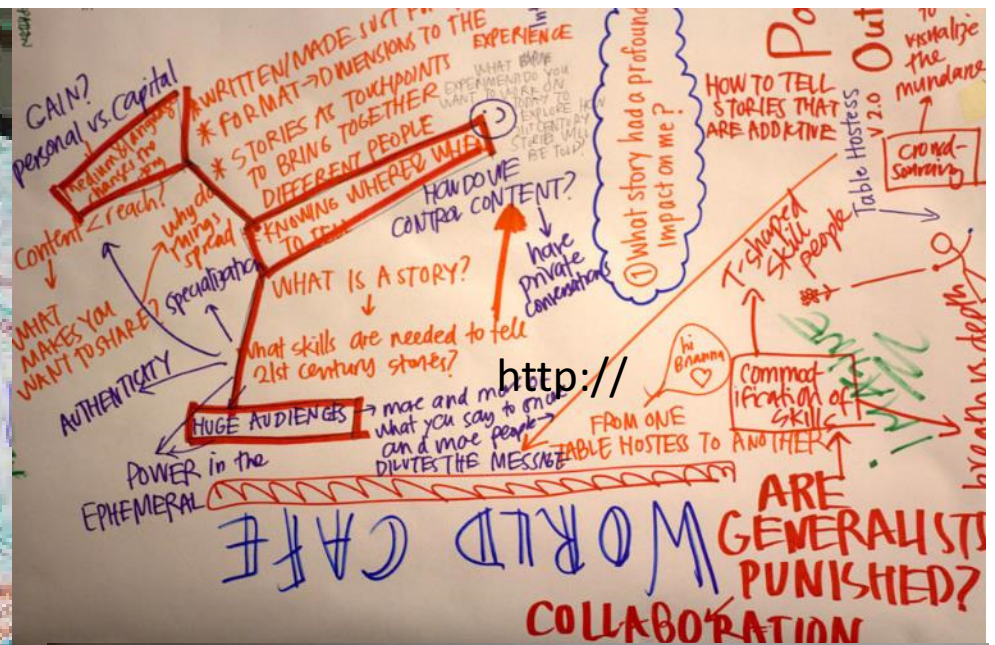


www.fantasydesign.org/fd/content/angela-uttles-workshop



<https://whatcomfamilycommunitynetwork.wordpress.com/2011/12/27/world-cafe-training/>





SEACRIFOG Stakeholders Consultation Workshop, Nairobi, 31 May 2017.

Images: www.theworldcafe.com/category/climate-change/page/2/ ; www.digitalstorytellinglab.com/welcome/

(photo by E. Grieco)

World Café Groups – 3 thematic tables:

1. Land use change (LUC) implications for food security

(Facilitator: Bob; Notes Taker: Elisa)

2. GHG observations, carbon stocks and climate change mitigation

(Facilitator: Werner - reserve Antonio; Notes Taker: Emmanuel)

3. Climate smart agriculture

(Facilitator: Lutz - reserve Werner; Notes Taker: Catherine - reserve Antonio)

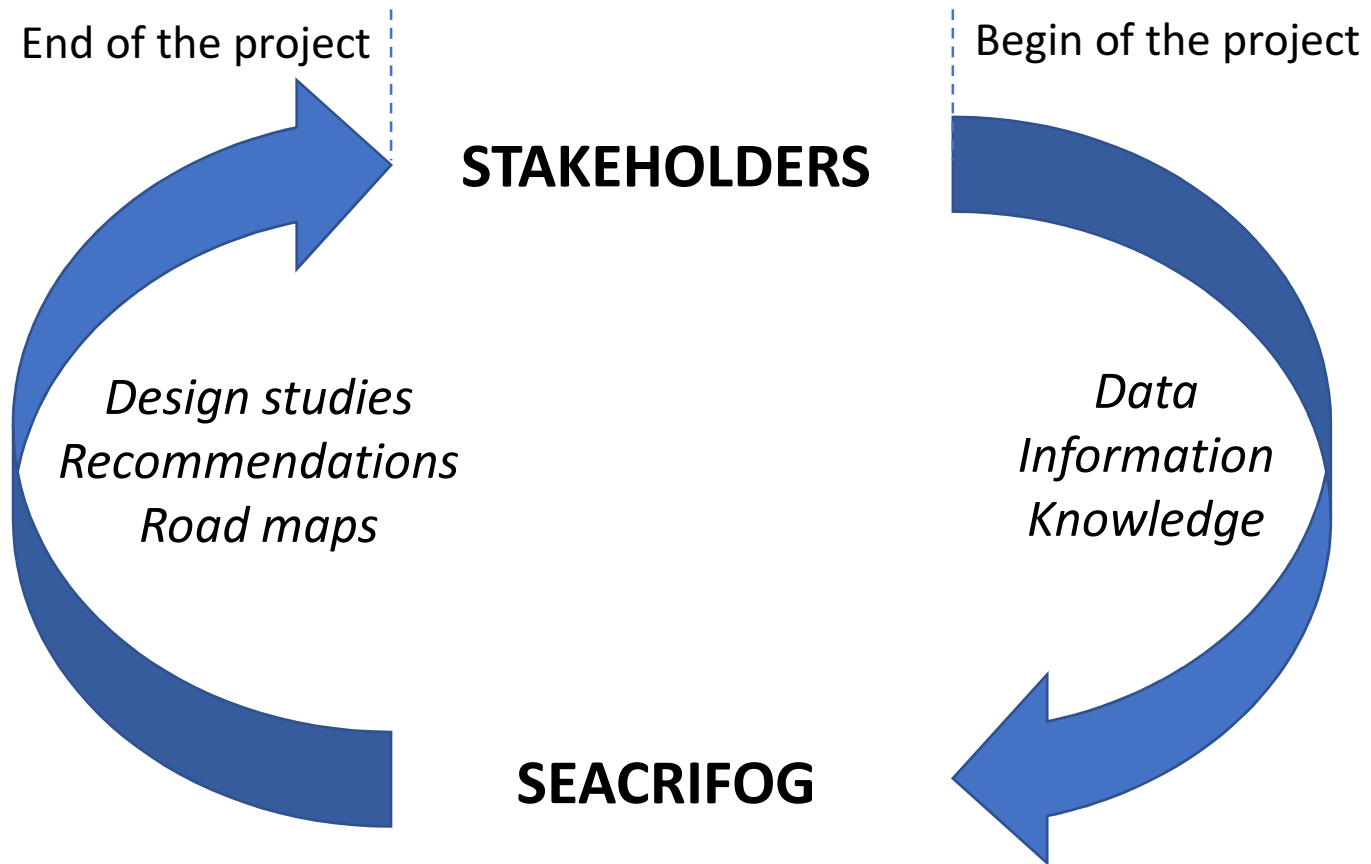
Topics to be considered

Identify and discuss needs and knowledge gaps in the area of land use change, food security, greenhouse gases observations, and climate smart agriculture.

- *Research infrastructures*
- *Data and knowledge needs and gaps*
- *User needs*
- *Capacity-building*
- *Barriers and opportunities*
- *Geographical focus (differences among African regions/countries)*
- *Sustainability interlinkages (e.g. SDGs¹ implementation, MEA², etc.)*

¹Sustainable Development Goals

²Millennium Ecosystem Assessment



SEACRIFOG Project Stakeholder Consultation Workshop

Needs and knowledge gaps in the area of LUC,
food security, GHGs, and climate smart agriculture

31st May 2017, ILRI, Nairobi, Kenya

Workshop agenda

- | | |
|-------|--|
| 09:00 | Registration |
| 09:20 | Welcome and introductions (Everyone) |
| 09:40 | The SEACRIFOG project (Werner L. Kutsch, ICOS, on behalf of TIAK) |
| 10:00 | State-of-the-Art environmental research within ILRIs Mazingira Centre (Lutz Merbold, ILRI) |
| 10:20 | Introduction to the workshop topics and organization (Antonio Bombelli, CMCC) |
| 10:40 | <i>Coffee-break</i> |
| 11:00 | World-café (3 groups, 40 minutes each) |
| 13:00 | <i>Lunch</i> |
| 14:30 | Report back to the plenary (10 min. each group) |
| 15:00 | Plenary discussion |
| 15:30 | <i>Coffee Break</i> |
| 16:00 | Wrap up and closing remarks |
| 16:30 | Close of the meeting and visit of Mazingira Centre (optional) |



THANKS!

antonio.bombelli@cmcc.it

...let's start!

Image: www.theworldcafe.com